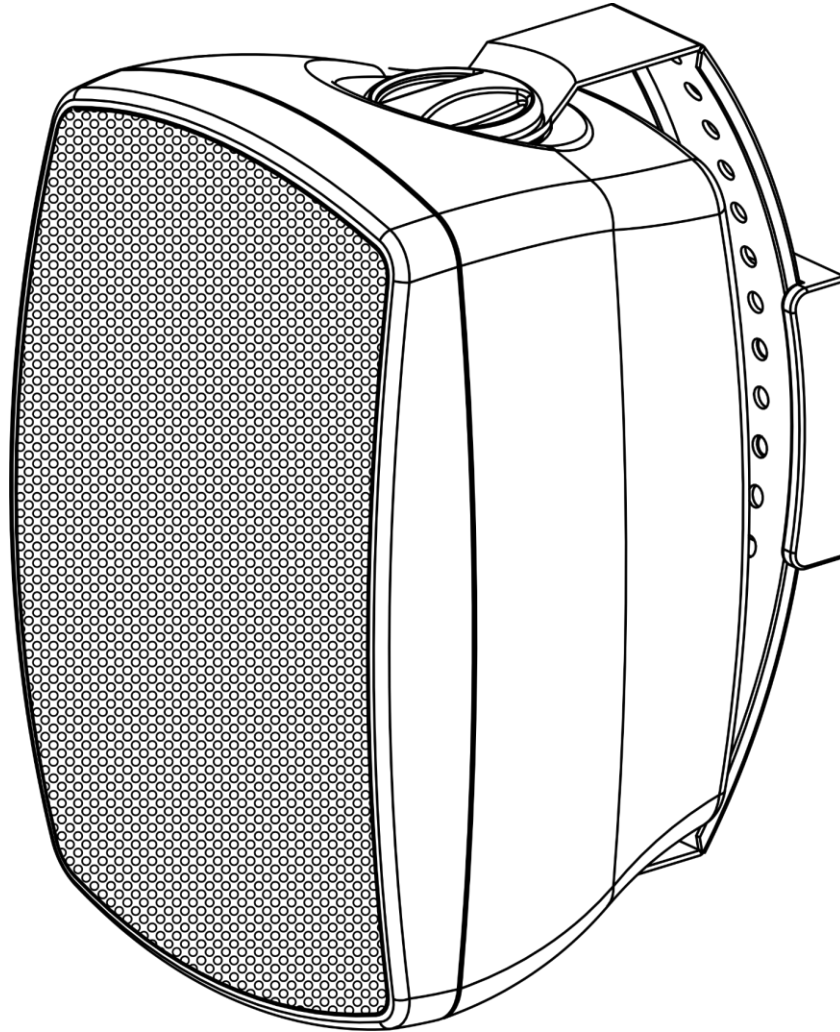




MANUAL



ENGLISH

EVO 4/EVO 5/EVO 6/EVO 8

V1

Ordercode: D3670/D3671, D3672/D3673, D3674/D3675, D3676/D3677

Table of contents

Warning2
 Safety Instructions2
 Operating Determinations3
 Return Procedure4
 Claims.....4

Description of the device.....5
 EVO 4 – D3670 (Black) / D3671 (White).....5
 EVO 5 – D3672 (Black) / D3673 (White).....5
 EVO 6 – D3674 (Black) / D3675 (White).....5
 EVO 8 – D3676 (Black) / D3677 (White).....5

Installation.....5

Set Up and Operation6
 EVO 4, EVO 5, EVO 6 Setup Example6
 EVO 8 Setup Example6

Maintenance7

Troubleshooting7

Product Specifications8
 EVO 4 – D3670 (Black) / D3671 (White).....8
 EVO 5 – D3672 (Black) / D3673 (White).....8
 EVO 6 – D3674 (Black) / D3675 (White).....8
 EVO 8 – D3676 (Black) / D3677 (White).....8

Dimensions.....9
 EVO 4.....9
 EVO 5.....9
 EVO 6.....9
 EVO 8.....9

Warning



**For your own safety, please read this user manual carefully
before your initial start-up!**

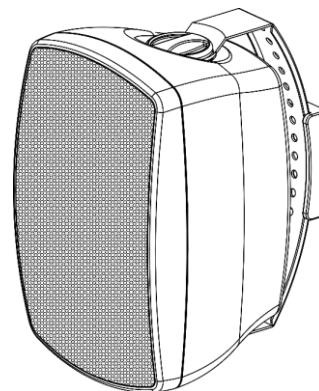


Unpacking Instructions

Immediately upon receiving this product, carefully unpack the carton and check the contents to ensure that all parts are present, and have been received in good condition. Notify the dealer immediately and retain packing material for inspection if any parts appear damaged from shipping or the carton itself shows signs of mishandling. Save the carton and all packing materials. In the event that a fixture must be returned to the factory, it is important that the fixture be returned in the original factory box and packing.

Your shipment includes:

- 2 x DAP Audio EVO 4/EVO 5/EVO 6/EVO 8
- 2 x mounting bracket
- User manual



CAUTION!

**Keep this device away from rain and moisture!
Unplug mains lead before opening the housing!**



Safety Instructions

Every person involved with the installation, operation and maintenance of this system has to:

- be qualified
- follow the instructions of this manual



**CAUTION! Be careful with your operations.
With a dangerous voltage you can suffer
a dangerous electric shock when touching the wires!**



Before you initial start-up, please make sure that there is no damage caused by transportation. Should there be any, consult your dealer and do not use the system.

To maintain perfect condition and to ensure a safe operation, it is absolutely necessary for the user to follow the safety instructions and warning notes written in this manual.

Please consider that damages caused by manual modifications to the system are not subject to warranty.

This system contains no user-serviceable parts. Refer servicing to qualified technicians only.

IMPORTANT:

The manufacturer will not accept liability for any resulting damages caused by the non-observance of this manual or any unauthorized modification to the system.

- Never remove warning or informative labels from the unit.
- Never leave any cables lying around.

- Do not open the device and do not modify the device.
- Do not set the input signal level higher than required to drive the equipment to full output.
- Only use system indoors, avoid contact with water or other liquids.
- Avoid flames and do not put close to flammable liquids or gases.
- Make sure you do not use the wrong kind of cables or defective cables.
- Extreme frequency boosts in connection with a high input signal level may lead to overdriving your equipment. Should this occur, it is necessary to reduce the input signal level.
- If system is dropped or struck, disconnect the power supply immediately. Have a qualified engineer inspect for safety before operating.
- If the system has been exposed to drastic temperature fluctuation (e.g. after transportation), do not switch it on immediately. The arising condensation water might damage your system. Leave the system switched off until it has reached room temperature.
- If your Dap Audio device fails to work properly, discontinue use immediately. Pack the unit securely (preferably in the original packing material), and return it to your Dap Audio dealer for service.
- Repairs, servicing and electric connection must be carried out by a qualified technician.
- Keep this manual for future reference.
- Clean only with dry cloth.
- No main power shall be connected to the loudspeakers; doing so will damage the speaker.
- Take care of your speaker wires, they should be free of damage. Damaged speaker wires might result in poor sound quality and can damage amplifiers.
- This device should only be serviced by qualified personnel. If not warranty might be void.
- Use cable of the right gauge, certainly for long runs.
- Use cables with clear color indication and maintain polarity throughout the whole system.
- Avoid loud feedback from microphones, this can damage your speaker.
- Please check the unit's condition after unpacking. If the outside of the carton box has been damaged, inform your shipper immediately.

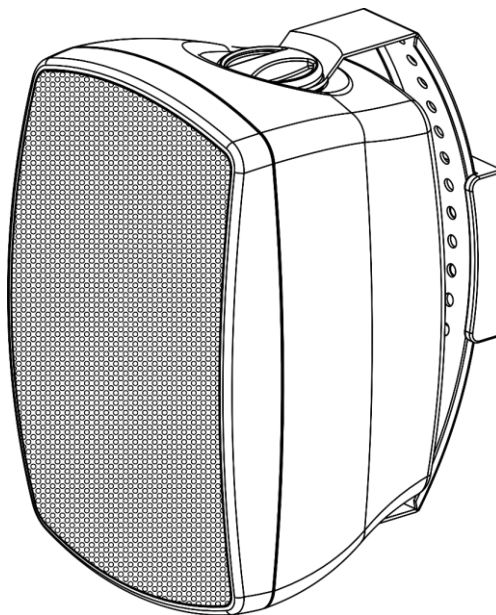
Operating Determinations

If this system is operated in any other way, than the one described in this manual, the product may suffer damages and the warranty becomes void.

Any other operation may lead to dangers like short-circuit, burns, electric shock, etc.

You endanger your own safety and the safety of others!

Improper installation can cause serious injuries and damage of property !



The EVO can be mounted to a wall or be placed on a flat stage floor.



Return Procedure



Returned merchandise must be sent prepaid and in the original packing, call tags will not be issued. Package must be clearly labeled with a Return Authorization Number (RMA number). Products returned without an RMA number will be refused. Highlite will not accept the returned goods or any responsibility. Call Highlite 0031-455667723 or mail aftersales@highlite.nl and request an RMA prior to shipping the fixture. Be prepared to provide the model number, serial number and a brief description of the cause for the return. Be sure to properly pack fixture, any shipping damage resulting from inadequate packaging is the customer's responsibility. Highlite reserves the right to use its own discretion to repair or replace product(s). As a suggestion, proper UPS packing or double-boxing is always a safe method to use.

Note: If you are given an RMA number, please include the following information on a piece of paper inside the box:

- 01) Your name
- 02) Your address
- 03) Your phone number
- 04) A brief description of the symptoms

Claims

The client has the obligation to check the delivered goods immediately upon delivery for any shortcomings and/or visible defects, or perform this check after our announcement that the goods are at their disposal. Damage incurred in shipping is the responsibility of the shipper; therefore the damage must be reported to the carrier upon receipt of merchandise.

It is the customer's responsibility to notify and submit claims with the shipper in the event that a fixture is damaged due to shipping. Transportation damage has to be reported to us within one day after receipt of the delivery.

Any return shipment has to be made post-paid at all times. Return shipments must be accompanied with a letter defining the reason for return shipment. Non-prepaid return shipments will be refused, unless otherwise agreed in writing.

Complaints against us must be made known in writing or by fax within 10 working days after receipt of the invoice. After this period complaints will not be handled anymore.

Complaints will only then be considered if the client has so far complied with all parts of the agreement, regardless of the agreement of which the obligation is resulting.

Description of the device

Features

EVO 4 – D3670 (Black) / D3671 (White)

- Speaker system: 2-way, full range
- Impedance: 8 Ω
- Continuous power: 40W
- Peak power: 80W
- Woofer: 4"
- Tweeter: 0,5" dome tweeter
- Dispersion: 110° x 90°
- Frequency response (-3dB): 100-20000 Hz
- Sensitivity (full space): 88dB/W/m
- Housing: ABS plastic
- Grill material: Steel
- Connections: Terminals
- IP rating: IP54
- Accessories: 60° adjustable mounting bracket
- Dimensions: 157 x 127 x 195 mm (LxWxH)
- Weight (per speaker): 1,4 kg

EVO 6 – D3674 (Black) / D3675 (White)

- Speaker system: 2-way, full range
- Impedance: 8 Ω
- Continuous power: 70W
- Peak power: 140W
- Woofer: 6,5"
- Tweeter: 1" dome tweeter
- Dispersion: 110° x 90°
- Frequency response (-3dB): 50-20000 Hz
- Sensitivity (full space): 90dB/W/m
- Housing: ABS plastic
- Grill material: Steel
- Connections: Terminals
- IP rating: IP54
- Accessories: 60° adjustable mounting bracket
- Dimensions: 245 x 195 x 300 mm (LxWxH)
- Weight (per speaker): 3,2 kg

EVO 5 – D3672 (Black) / D3673 (White)

- Speaker system: 2-way, full range
- Impedance: 8 Ω
- Continuous power: 60W
- Peak power: 120W
- Woofer: 5,25"
- Tweeter: 0,5" dome tweeter
- Dispersion: 110° x 90°
- Frequency response (-3dB): 80-20000 Hz
- Sensitivity (full space): 89dB/W/m
- Housing: ABS plastic
- Grill material: Steel
- Connections: Terminals
- IP rating: IP54
- Accessories: 60° adjustable mounting bracket
- Dimensions: 205 x 165 x 250 mm (LxWxH)
- Weight (per speaker): 2,2 kg

EVO 8 – D3676 (Black) / D3677 (White)

- Speaker system: 2-way, full range
- Impedance: 8 Ω
- Continuous power: 80W
- Peak power: 160W
- Woofer: 8"
- Tweeter: 1" dome tweeter
- Dispersion: 110° x 90°
- Frequency response (-3dB): 48-20000 Hz
- Sensitivity (full space): 90dB/W/m
- Housing: ABS plastic
- Grill material: Steel
- Connections: Terminals
- IP rating: IP54
- Accessories: 60° adjustable mounting bracket
- Dimensions: 313 x 245 x 385 mm (LxWxH)
- Weight (per speaker): 4,5 kg

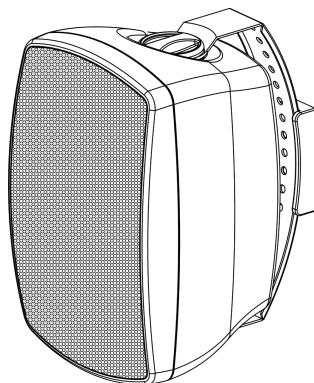


Fig. 01

Installation

Remove all packing materials from the EVO. Check that all foam and plastic padding is removed. Connect all cables.

Always disconnect from electric mains power supply before cleaning or servicing.
Damages caused by non-observance are not subject to warranty.

Set Up and Operation

Before plugging the unit in, always make sure that the power supply matches the product specification voltage. Do not attempt to operate a 120V specification product on 230V power, or vice versa.

EVO 4, EVO 5, EVO 6 Setup Example

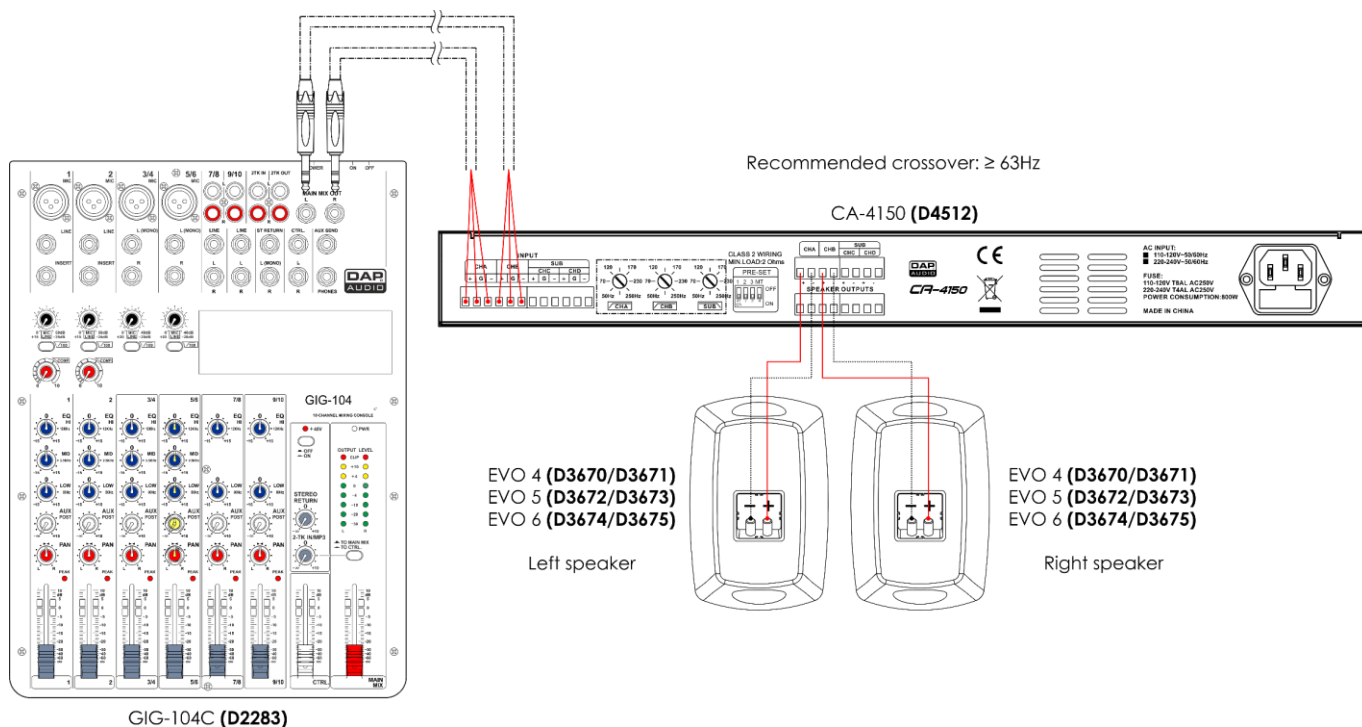


Fig. 02

EVO 8 Setup Example

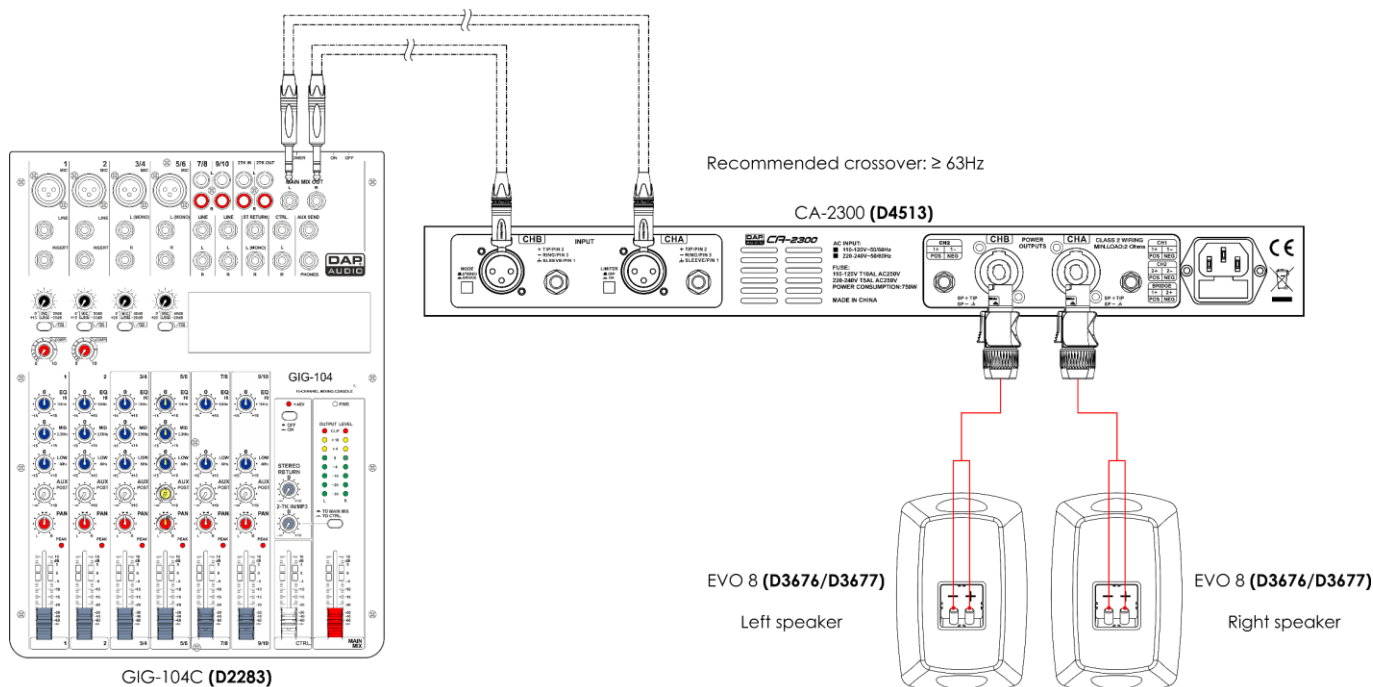


Fig. 03

- 01) Connect your mixer to the appropriate power amplifier.
- 02) Connect the power amplifier to the speakers, using a speaker cable.
- 03) Connect power supply to the mixer and the amplifier.

Maintenance

The DAP Audio EVO requires almost no maintenance. However, you should keep the unit clean. Disconnect the mains power supply, and then wipe the cover with a damp cloth. Do not immerse in liquid. Do not use alcohol or solvents.

Keep connections clean. Disconnect electric power, and then wipe the audio connections with a damp cloth. Make sure connections are thoroughly dry before linking equipment or supplying electric power.

Troubleshooting

No Sound

Always check if all the cables and cords are connected. Always turn off power to the area before checking the wires, to prevent electric shock.

If everything works properly and there is still no sound, revisit the manufacturer's instructions to make sure they were followed during installation. If everything was installed correctly and there is still no sound, you may want to consider bringing in a professional to take a look at your speaker.

If the speakers do not operate properly, refer servicing to a technician.

Suspect two potential problem areas as: the power supply and the speakers.

01) Power supply. Check if the unit is plugged into an appropriate power supply.

02) The speakers. Return the EVO to your DAP Audio dealer.

03) If both appear to be O.K., plug the unit in again.

04) If you are unable to determine the cause of the problem, do not open the EVO, as this may damage the unit and the warranty will become void.

05) Return the device to your DAP Audio dealer.

Sound Warping

If the sound coming out of your speaker is loud enough, but seems to be warped or distorted, your treble or bass levels may need to be adjusted.

If there are not many pieces of furniture in the room and the floor has no carpet or rug, then you will most likely have to set your treble to minus. With very little in the room to absorb the sound, too much treble can make the sound bounce off of fixtures in the room, making it tinny sounding.

With the bass, if the speaker is too close to a wall and is not aimed properly, then you will need to set the bass to minus, to stop the low tones from bouncing off of the walls or large pieces of furniture.

Product Specifications

EVO 4 – D3670 (Black) / D3671 (White)

- Speaker system: 2-way, full range
- Impedance: 8 Ω
- Continuous power: 40W
- Peak power: 80W
- Woofer: 4"
- Tweeter: 0,5" dome tweeter
- Dispersion: 110° x 90°
- Frequency response (-3dB): 100-20000 Hz
- Sensitivity (full space): 88dB/W/m
- Housing: ABS plastic
- Grill material: Steel
- Connections: Terminals
- IP rating: IP54
- Accessories: 60° adjustable mounting bracket
- Dimensions: 157 x 127 x 195 mm (LxWxH)
- Weight (per speaker): 1,4 kg

EVO 6 – D3674 (Black) / D3675 (White)

- Speaker system: 2-way, full range
- Impedance: 8 Ω
- Continuous power: 70W
- Peak power: 140W
- Woofer: 6,5"
- Tweeter: 1" dome tweeter
- Dispersion: 110° x 90°
- Frequency response (-3dB): 50-20000 Hz
- Sensitivity (full space): 90dB/W/m
- Housing: ABS plastic
- Grill material: Steel
- Connections: Terminals
- IP rating: IP54
- Accessories: 60° adjustable mounting bracket
- Dimensions: 245 x 195 x 300 mm (LxWxH)
- Weight (per speaker): 3,2 kg

EVO 5 – D3672 (Black) / D3673 (White)

- Speaker system: 2-way, full range
- Impedance: 8 Ω
- Continuous power: 60W
- Peak power: 120W
- Woofer: 5,25"
- Tweeter: 0,5" dome tweeter
- Dispersion: 110° x 90°
- Frequency response (-3dB): 80-20000 Hz
- Sensitivity (full space): 89dB/W/m
- Housing: ABS plastic
- Grill material: Steel
- Connections: Terminals
- IP rating: IP54
- Accessories: 60° adjustable mounting bracket
- Dimensions: 205 x 165 x 250 mm (LxWxH)
- Weight (per speaker): 2,2 kg

EVO 8 – D3676 (Black) / D3677 (White)

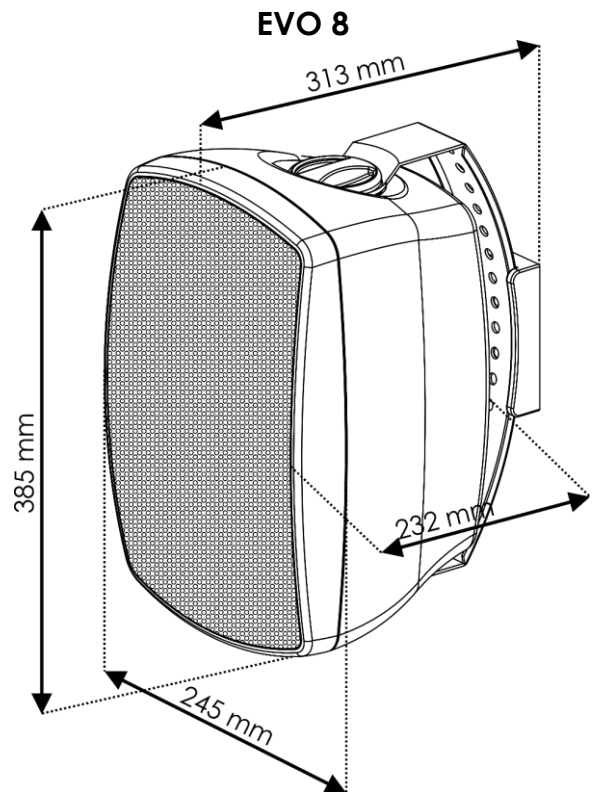
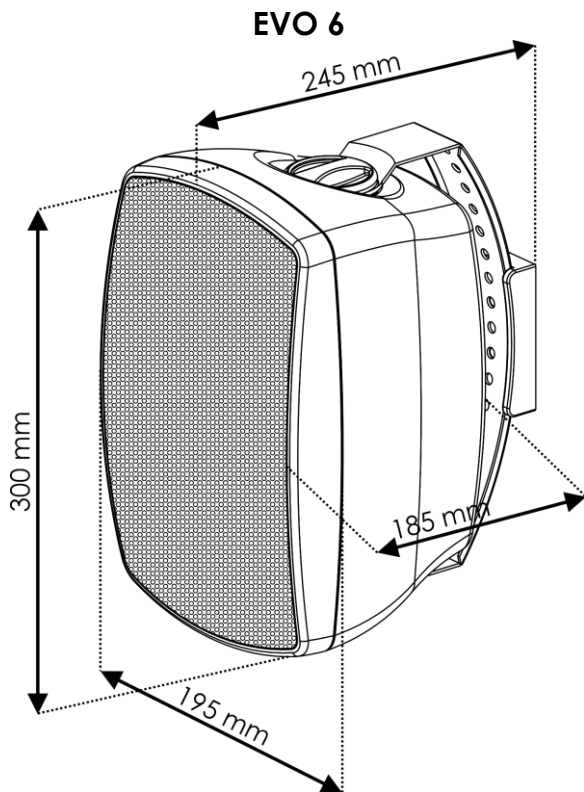
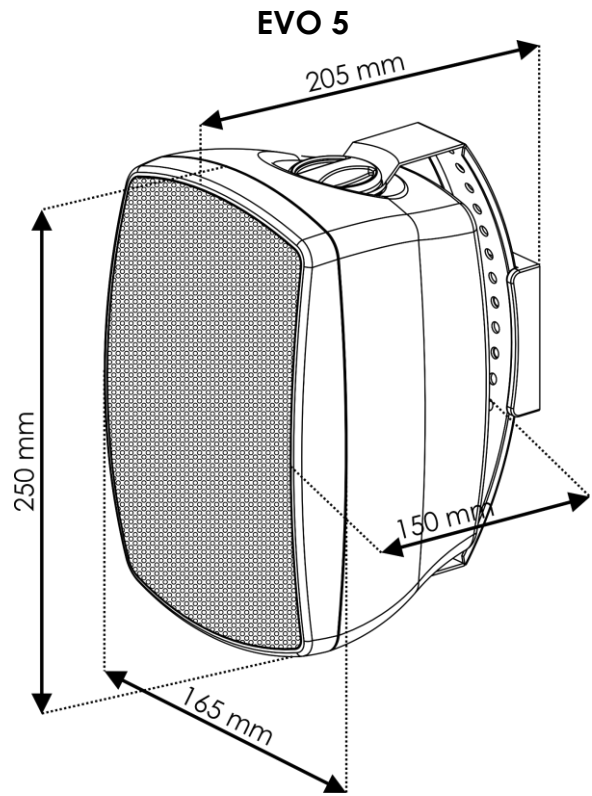
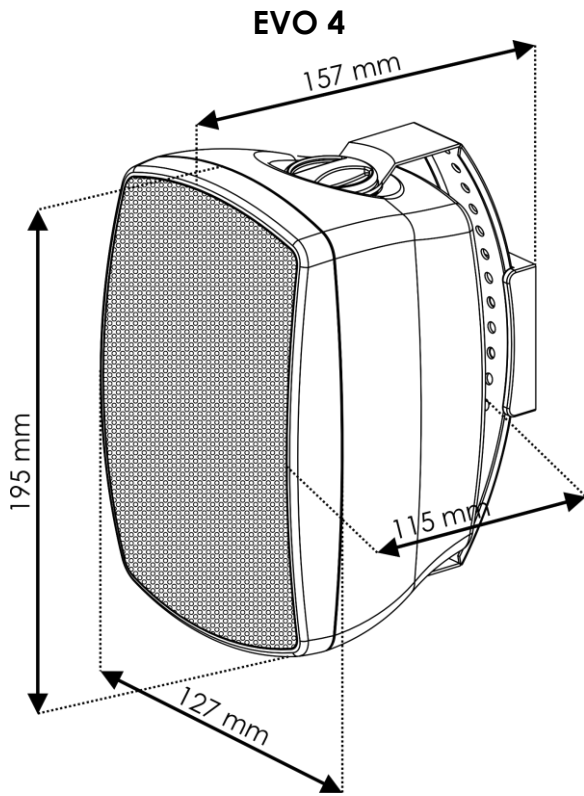
- Speaker system: 2-way, full range
- Impedance: 8 Ω
- Continuous power: 80W
- Peak power: 160W
- Woofer: 8"
- Tweeter: 1" dome tweeter
- Dispersion: 110° x 90°
- Frequency response (-3dB): 48-20000 Hz
- Sensitivity (full space): 90dB/W/m
- Housing: ABS plastic
- Grill material: Steel
- Connections: Terminals
- IP rating: IP54
- Accessories: 60° adjustable mounting bracket
- Dimensions: 313 x 245 x 385 mm (LxWxH)
- Weight (per speaker): 4,5 kg

Design and product specifications are subject to change without prior notice.



Website: www.Dap-audio.info
Email: service@highlite.nl

Dimensions





©2018 DAP Audio