

A9915800 Play-V Five Zone LED RF Controller & A9915810 RF Wireless LED Receiver Dimmer





Operation Manual:

Introduction:

The Play-V, Controller and Receiver(s) is a RF Wireless LED Dimming System for max. 5 Zones. It lets you individually control up to max. five different zones independently or in a group.

After you have wired all the receivers according to Figure illustration you need to do the following:

1. Pull off the plastic film cover of the battery at the back of remote.
2. If you use more than one receiver, you have 2 choices:
 - All receivers must do the same (1 Zone)
- or
 - Each receiver must have a different zone (Zone 1, 2, 3, 4 and 5)
3. In order for each receiver to know what Zone it belongs to, you will need to “pair” it to the zone you wish to use:

Short press the Learning Key on the receiver, then immediately short press the  or  from the zone you wish to use (for example ON/Off from zone 1). Once you do that, the LED lights will blink once. Now your remote control and receiver are paired!

4. If you use more receivers, do the same for the other receiver.

This wireless receiver can work in any of the 5 zones.

It has a special “Learning Key” that is in the unit that will enable you to pair it to any of the 5 zones in the wireless remote control.

You can add as many optional receivers as you wish, to create up to 5 different control zones.

Each zone can have an endless number of receivers.

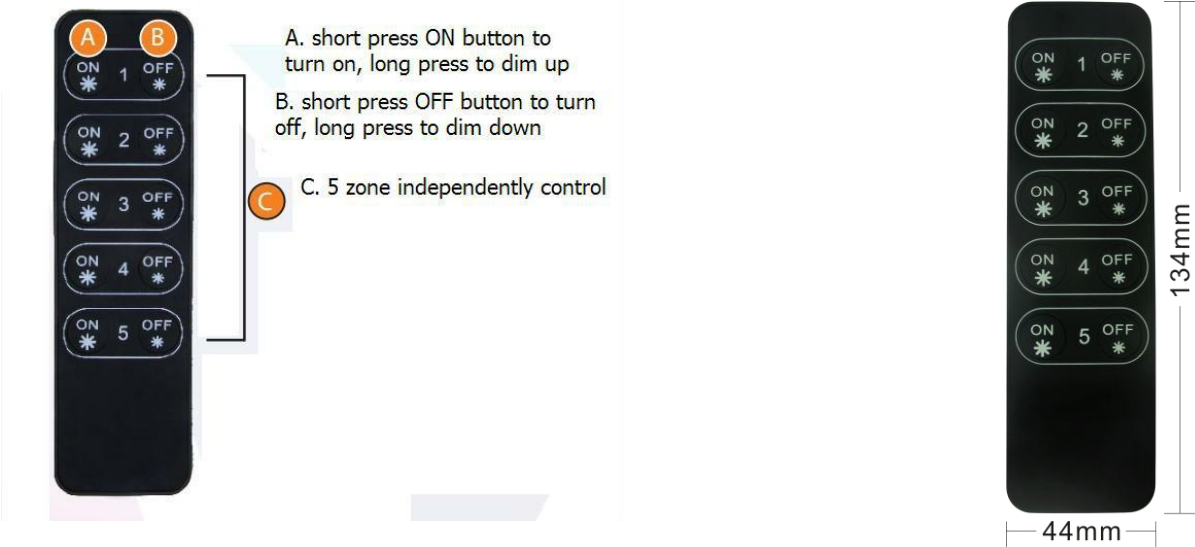
5. Memory Reset:

In case you want to reset the memory of the receiver, press the learning function button for 10 seconds while the unit is being powered. The unit will then reset to factory defaults.

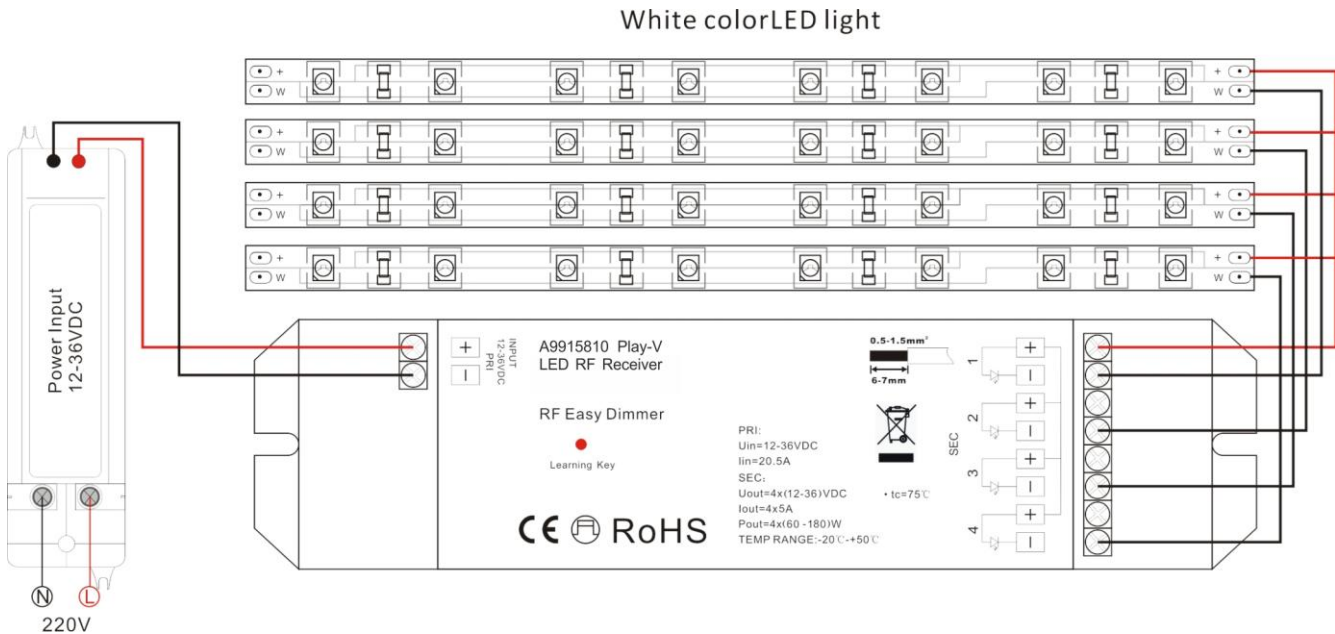
6. Re-Assign Zone:

Re assigning the receiver to a different zone is easy, just repeat Step 3 as above.

5 ZONE REMOTE
Fig. 1



Connection diagram



Technical Specifications

(A9915800) Remote:

Operation voltage: 3VDC Cr2025 Battery
Operation frequency: 434MHZ / 868MHZ

(A9915810) Receiver:

Input voltage: 12-24VDC
Output: 4 channels constant voltage
max. load each channel:
@12VDC 60W
@24VDC 72W
@36VDC 72W